

Daily Derivatives & Market Report

CONTENTS

Page No.	Particulars
2	Market Summary
3	Nifty Futures – Derivatives Snap
4	Bank Nifty Futures – Derivatives Snap
5	Activity in Nifty Options
6	What do Nifty Technical suggest
7	Derivative Analysis
8	Disclaimer

Index Trend Analysis

Pivot(Daily)	Close	S2	S1	Pivot	R1	R2	Daily	Weekly	Monthly
Nifty	10738	10630	10684	10746	10800	10862	Neutral	Neutral	Buy
Sensex	35854	35457	35655	35890	36088	36323	Neutral	Neutral	Buy
Nifty Futures	10770	10671	10720	10770	10820	10870	Neutral	Neutral	Neutral
Bank Nifty	27248	27066	27157	27273	27365	27481	Neutral	Buy	Buy
CNX IT	14224	14005	14115	14305	14414	14605	Sell	Neutral	Neutral
CNX Midcap	17588	17437	17512	17572	17647	17706	Neutral	Neutral	Neutral
CNX Small Cap	6378	6321	6349	6378	6406	6434	Neutral	Neutral	Sell

Market Summary

Domestic Indices	Close	Points	% Chg
SENSEX	35853.6	-156.3	-0.4
NIFTY	10737.6	-57.4	-0.5
MIDCAP	15102.2	-74.9	-0.5
SMLCAP	14536.1	-64.2	-0.4
BSEFMC	11937.5	-21.0	-0.2
AUTO	19950.3	-29.5	-0.2
POWER	1954.0	-22.4	-1.1
REALTY	1820.2	-13.3	-0.7
BSE IT	14060.9	12.6	0.1
BANDEX	30549.5	-251.5	-0.8
OILGAS	13111.5	-75.1	-0.6
METAL	11006.2	-127.2	-1.1

Currency Futures	Close	Pre. Pts	% Chg
29-Jan-19 EUR-INR	81.51	81.51	0.00
29-Jan-19 USD-INR	71.03	71.03	0.00
29-Jan-19 GBP-INR	91.30	91.30	0.00
29-Jan-19 JPY-INR	65.80	65.80	0.00

Advance/ Decline	Adv	Dec	Un Ch.
NSE	652	1136	99
BSE	1014	1508	192

FII/DII Capital Mkt*	Buy	Sell	Net
FII	3223	3955	(732)
DII	3297	2770	527

*NOTE: - FII AND DII data figure is provisional

Market Commentary

Indian equity indices fell for the second consecutive day on Friday, with Sensex and Nifty posting losses of around 0.25% each. The markets made firm start of the day, aided by Goods and Services Tax (GST) Council's decision to double the limit for exemption from payment of GST to Rs 40 lakh from the earlier cap of Rs 20 lakh. It also decided that from the next fiscal year, businesses with annual turnover of Rs 1.5 crore will be able to pay GST at a fixed rate of their earnings under the composition scheme, while the current limit is Rs 1 crore. Domestic sentiments were optimistic with Commerce & Industry Minister Suresh Prabhu's statement that 'we are considering giving transport subsidy to states. It is under active consideration to promote agriculture exports'. On credit issues being faced by exporters, he said the financial services secretary would hold meeting with banks on the matter. Meanwhile, the Securities and Exchange Board of India (SEBI) announced portfolio concentration norms for equity exchange-traded funds (ETFs) and index funds. SEBI's new guidelines are meant to address risks related to portfolio concentration in ETFs and index funds. According to the new norms, the index shall have a minimum of 10 stocks as its constituents.

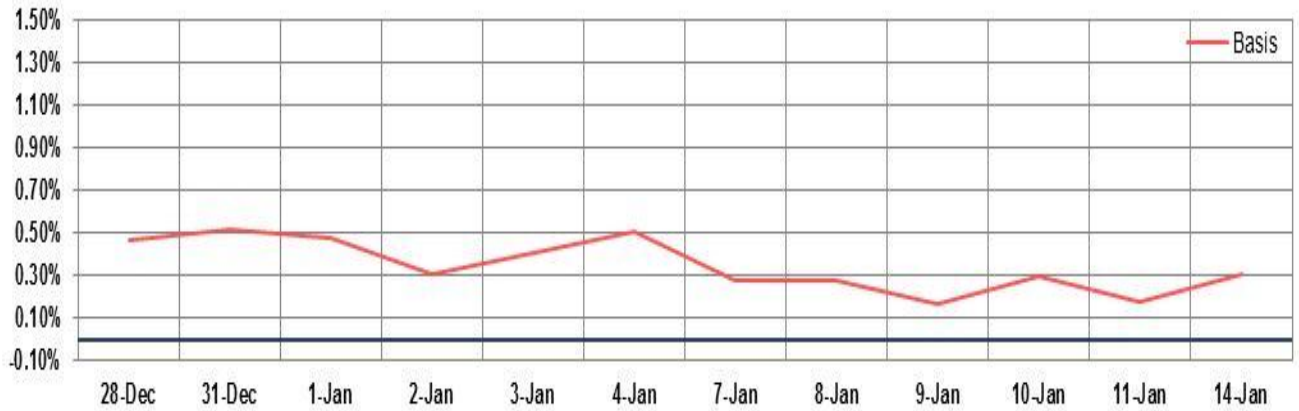
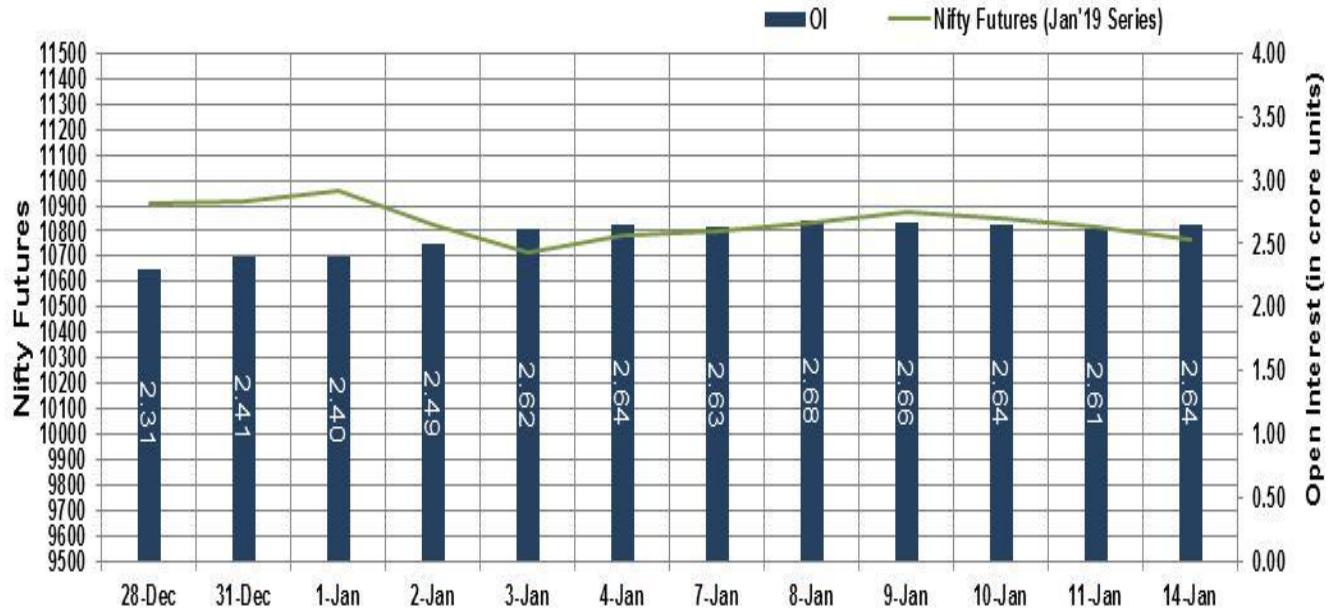
However, the markets soon turned lackluster and remained weak for the rest of the session, on the back of heavy selling by the traders, despite positive cues from global markets. Anxiety spread among the market participants, with reports that the unemployment rate rose to a four-year high in 2016-17.

Market Turnover & FII Derivative Data

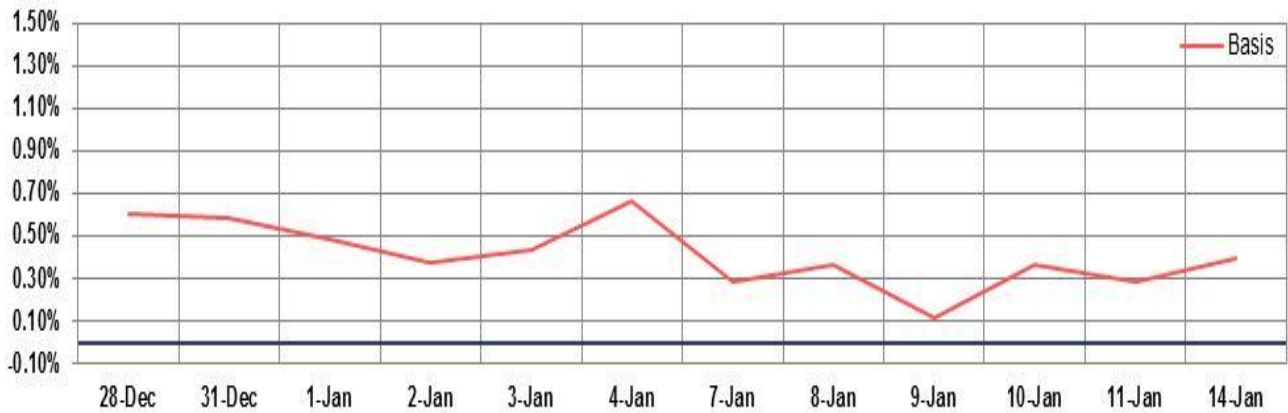
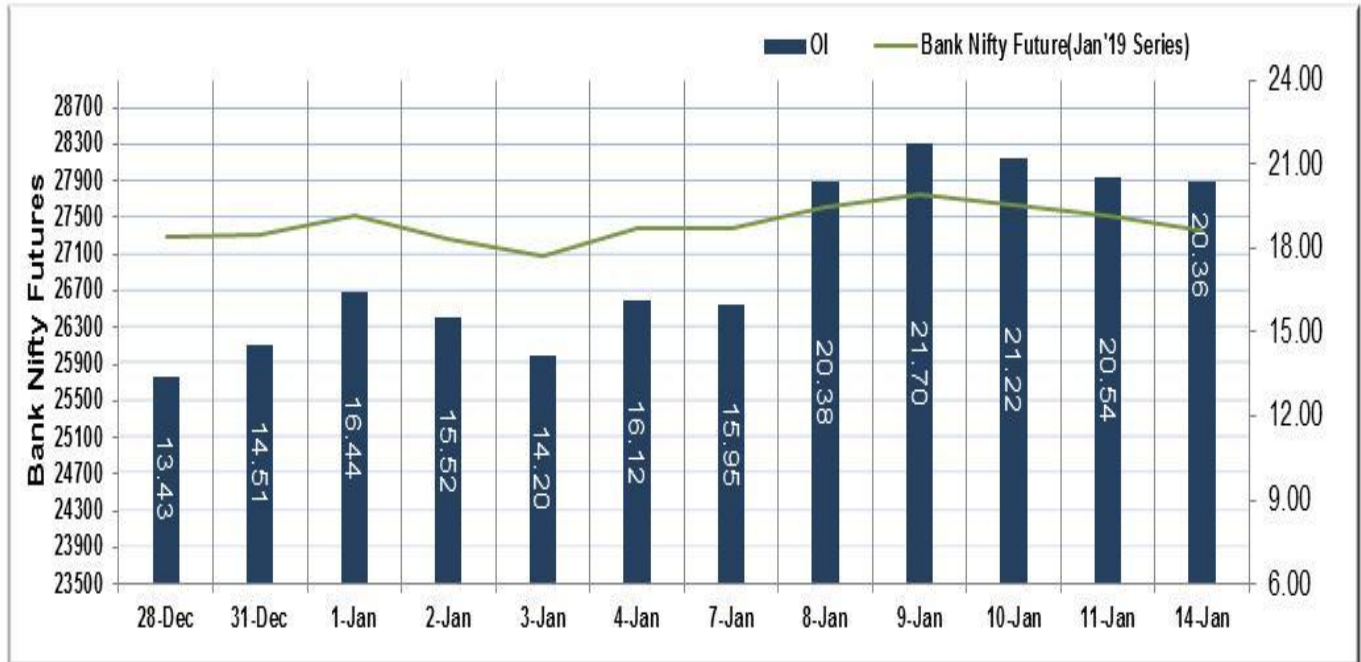
Market TO	Current	Previous	Net%
BSE CASH	2735	3177	(14)
NSE CASH	24924	24619	1
NSE FO	504355	503549	0

FII Derivatives	Buy	Sell	Net
Ind. Futures	1589	2579	(990)
Ind. Options	55747	55727	20
Stk. Futures	10192	9634	558
Stk. Options	6862	6775	87

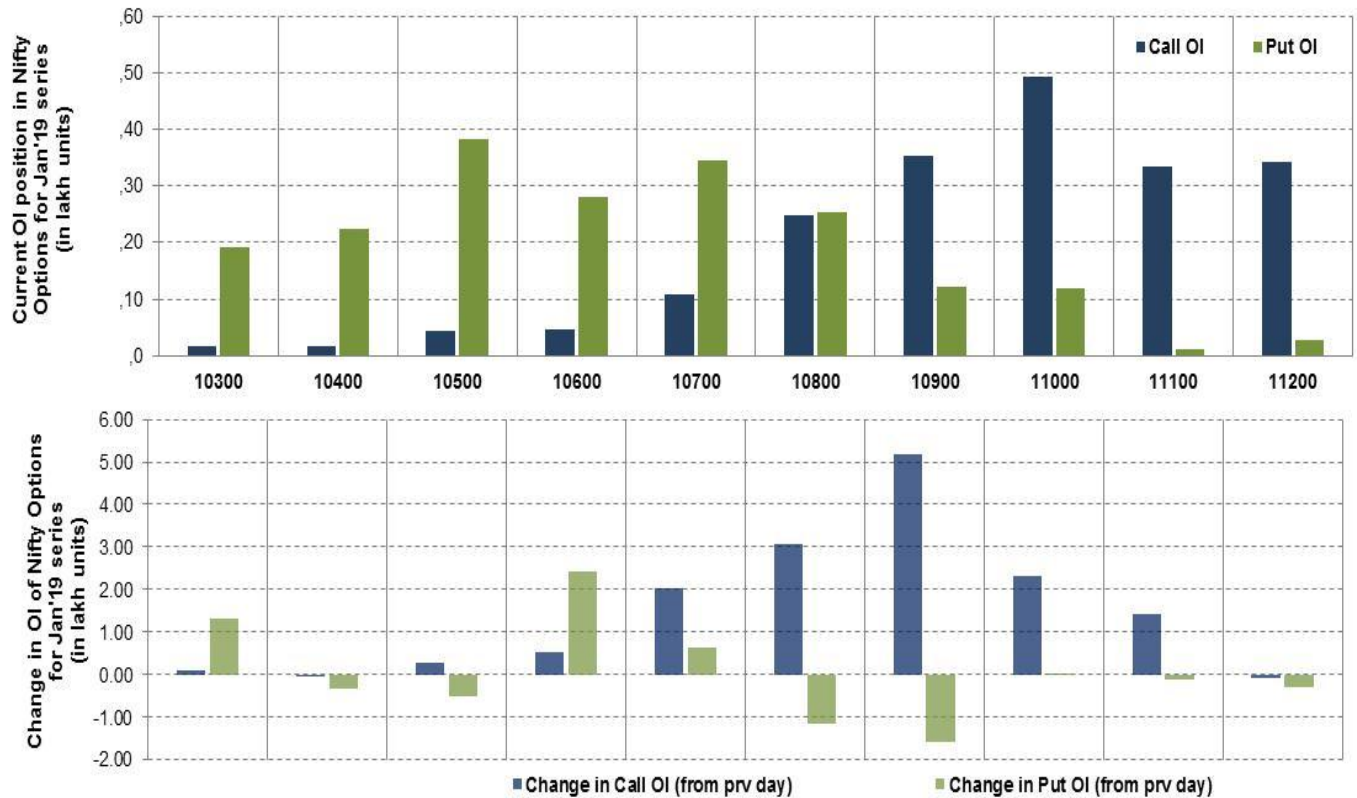
Nifty Futures



Bank Nifty Futures



Nifty Options

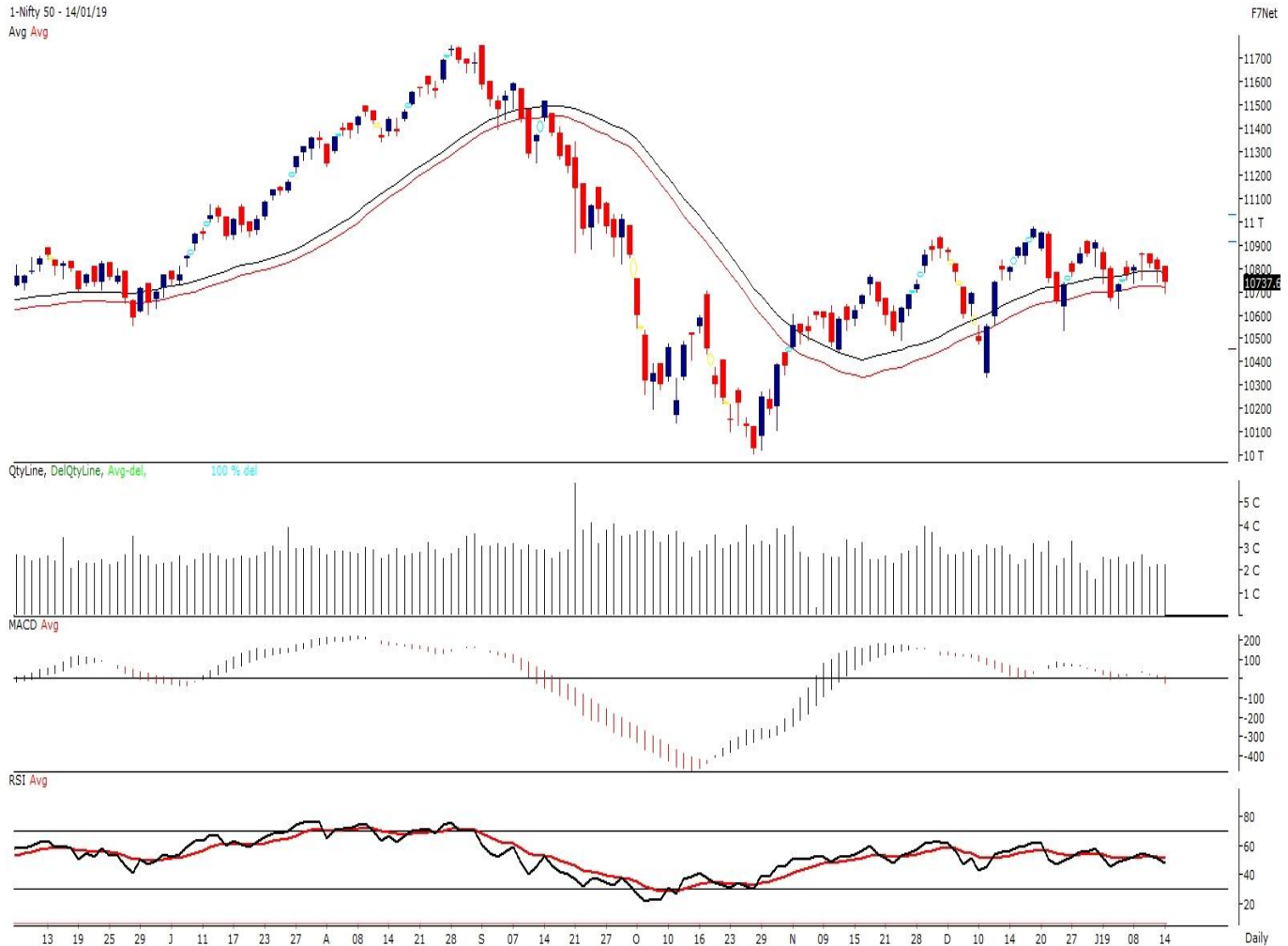


Note – Change in OI of Nifty Options refers to change from previous trading day
 Source-NSE, SIHL Derivatives Research (Institutional Equities)

- Among Nifty calls 11,000 SP from the Jan month expiry was the most active call with an addition of 0.23 million in open interest.
- Among Nifty puts, 10,500 SP from the Jan month expiry was the most active put with a reduction of 0.05 million open interests.
- The maximum OI outstanding for Calls was at 11,000 SP (4.92mn) and that for Puts was at 10,500 SP (3.83mn)

Nifty Technical & Indices Levels

1-Nifty 50 - 14/01/19
Avg Avg



Nifty Cash prices have settled at 10794.95 down by 0.25 percent from the previous close. On the upper side it has resistance of 10850 and 10900 levels, while lower side it has support of 10750 and 10700 levels. Intraday traders should be cautious and take position accordingly.

Fresh Longs ↑ Open Interest ↑ Price					
Script	Prev. OI	Cur. OI	% Chg. OI	LTP	Price % Chg
TORNTPHARM	586,000	668,500	14.08	1877.40	1.14
ICICIPRULI	3,193,500	3,618,000	13.29	353.10	1.82
MINDTREE	2,911,800	3,204,600	10.06	834.25	2.47
MUTHOOTFIN	2,413,500	2,574,000	6.65	531.20	2.08
Short-Covering ↓ Open Interest ↑ Price					
Script	Prev. OI	Cur. OI	% Chg. OI	LTP	Price % Chg
IGL	4,526,500	4,287,250	-5.29	271.55	1.46
INDIANB	4,434,000	4,170,000	-5.95	254.20	0.43
NMDC	21,054,000	19,530,000	-7.24	92.05	1.21
APOLLOHOSP	737,000	667,000	-9.50	1294.25	0.33
Fresh Shorts ↑ Open Interest ↓ Price					
Script	Prev. OI	Cur. OI	% Chg. OI	LTP	Price % Chg
ARVIND	6,006,000	7,246,000	20.65	97.80	-0.96
JUSTDIAL	2,150,400	2,415,000	12.30	479.00	-2.94
TORNTPOWER	2,451,000	2,739,000	11.75	258.95	-1.13
ALBK	17,329,000	18,642,000	7.58	44.70	-2.83
Long Unwinding ↓ Open Interest ↓ Price					
Script	Prev. OI	Cur. OI	% Chg. OI	LTP	Price % Chg
POWERGRID	25,132,000	24,196,000	-3.72	194.00	-0.87
KSCL	1,329,000	1,278,000	-3.84	553.80	-0.30
DLF	25,233,000	24,125,400	-4.39	182.85	-0.60
GODREJIND	1,548,000	1,465,500	-5.33	539.85	-0.69

Disclaimer:

The Information provided by SMS or in newsletter or in any document has been prepared by Shah Investor's Home Ltd (SIHL). The Information provided by SMS or in newsletter does not constitute an offer or solicitation for the purchase or sale of any financial instrument or as an official confirmation of any transaction. The information contained herein is from publicly available data or other sources believed to be reliable, but we do not represent that it is accurate or complete and it should not be relied on as such. SIHL or any of its affiliates/ group companies shall not be in any way responsible for any loss or damage that may arise to any person from any inadvertent error in the information contained in this report or SMS. This Information provided by SMS, reports or in newsletter is provided for assistance only and is not intended to be and must not alone be taken as the basis for an investment decision. The user assumes the entire risk of any use made of this information. Each recipient of this Information provided by SMS, report or in newsletter should make such investigation as it deems necessary to arrive at an independent evaluation of an investment in the securities of companies referred to in this information provided by SMS, report or in newsletter (including the merits and risks involved), and should consult his own advisors to determine the merits and risks of such investment. The investment discussed or views expressed may not be suitable for all investors. This information is strictly confidential and is being furnished to you solely for your information.

The information should not be reproduced or redistributed or passed on directly or indirectly in any form to any other person or published, copied, in whole or in part, for any purpose. The information provided by report or SMS is not directed or intended for distribution to, or use by, any person or entity who is a citizen or resident of or located in any locality, state, country or other jurisdiction, where such distribution, publication, availability or use would be contrary to law, regulation or which would subject SIHL and affiliates/ group companies to any registration or licensing requirements within such jurisdiction. The distribution of this Information provided by SMS or in newsletter in certain jurisdictions may be restricted by law, and persons in whose possession this Information provided by SMS or in newsletter comes, should inform themselves about and observe, any such restrictions. The information given or Information provided by SMS, report or in newsletter is as of the date of the issue date of report or the date on which SMS provided and there can be no assurance that future results or events will be consistent with this information. This information is subject to change without any prior notice. SIHL reserves the right to make modifications and alterations to this statement as may be required from time to time. However, SIHL is under no obligation to update or keep the information current.

Nevertheless, SIHL is committed to providing independent and transparent recommendation to its client and would be happy to provide any information in response to specific client queries. Neither SIHL nor any of its affiliates, group companies, directors, employees, agents or representatives shall be liable for any damages whether direct, indirect, special or consequential including lost revenue or lost profits that may arise from or in connection with the use of the information. Past performance is not necessarily a guide to future performance. The disclosures of interest statements incorporated in the Information provided by SMS, report or in newsletter are provided solely to enhance the transparency and should not be treated as endorsement of the views expressed in the report. The analyst for this report certifies that all of the views expressed in this report accurately reflect his or her personal views about the subject company or companies and its or their securities, and no part of his or her compensation was, is or will be, directly or indirectly related to specific recommendations or views expressed in this report.

About Us:

Shah Investor's Home Ltd (SIHL) is an ISO 9001:2008 Certified financial Services Company established in 1994 at Ahmadabad, Gujarat. Customer satisfaction is guaranteed through our diversified product portfolio, professional management and customer first attitude. SIHL was the first broking house in Gujarat with membership in National Securities Depository Ltd (NSDL) and was the first broking name providing services in NSE F&O in Ahmedabad. Today, SIHL ranks among the top most players in Gujarat in retail stock broking area with 45 branches, 350 franchisee across India and providing service to more than 1,25,000 clients.